

2016 North Texas Society Summit Evaluation

Society Summit Date: Friday, September 16, 2016

Participants: 37 Society Leaders from 19 N Texas Genealogical Societies

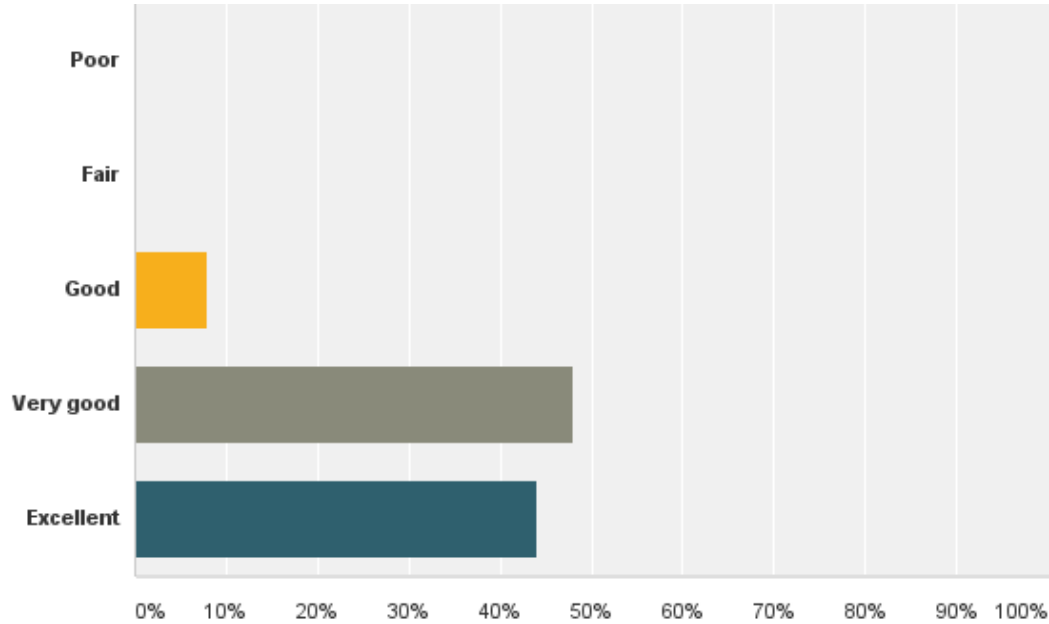
26

Total Responses

Response Rate: 70% (26 of 37)

Q1: Overall, how would you rate the Society Summit meeting?

Answered: 25 Skipped: 1



Q1: Overall, how would you rate the Society Summit meeting?

Answered: 25 Skipped: 1

| Answer Choices | Responses |
|----------------|-----------|
| Poor | 0.00% 0 |
| Fair | 0.00% 0 |
| Good | 8.00% 2 |
| Very good | 48.00% 12 |
| Excellent | 44.00% 11 |
| Total | 25 |

Q2: What best describes your role in your Society? (Check all that apply.)

Answered: 25 Skipped: 1

| Answer Choices | Responses |
|---|-----------|
| President | 36.00% 9 |
| Vice President | 24.00% 6 |
| Secretary | 8.00% 2 |
| Treasurer | 4.00% 1 |
| Membership | 24.00% 6 |
| Publicity | 12.00% 3 |
| Communications (newsletters, website, social media, etc.) | 32.00% 8 |
| Projects | 20.00% 5 |
| Programming | 16.00% 4 |
| Total Respondents: 25 | |

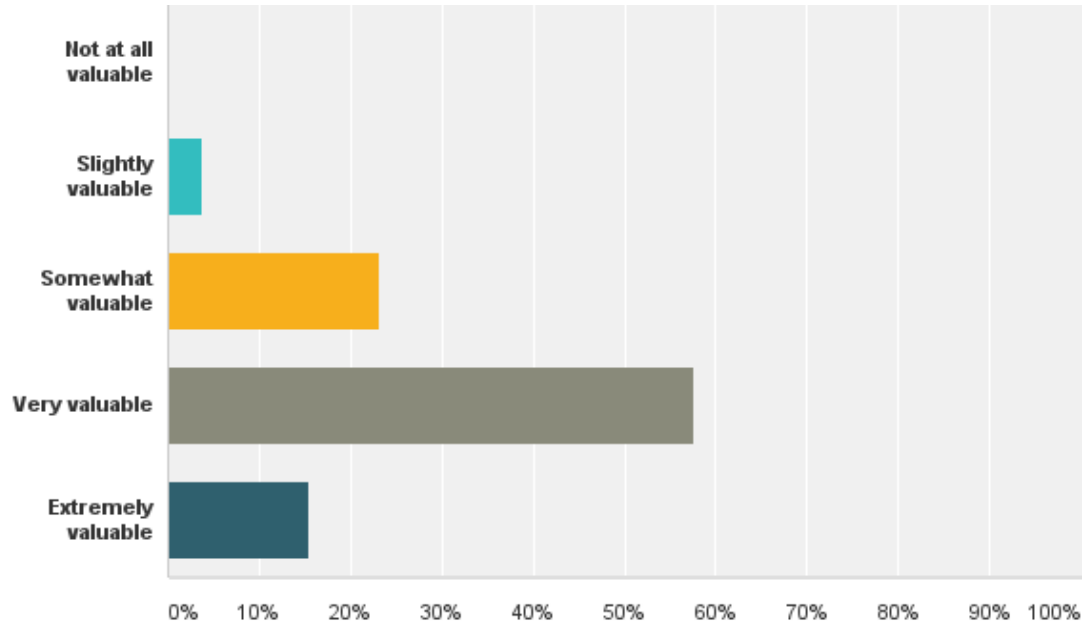
Q3: How many years have you been a genealogical society leader?

Answered: 26 Skipped: 0

| Answer Choices | Responses | |
|----------------|-----------|-----------|
| 30+ | 0.00% | 0 |
| 25-29 | 11.54% | 3 |
| 20-24 | 0.00% | 0 |
| 15-19 | 3.85% | 1 |
| 10-14 | 11.54% | 3 |
| 5-9 | 23.08% | 6 |
| 1-4 | 42.31% | 11 |
| <1 | 7.69% | 2 |
| N/A | 0.00% | 0 |
| Total | | 26 |

Q4: How valuable did you find the Issues and Strategies discussion session?

Answered: 26 Skipped: 0



Q4: How valuable did you find the Issues and Strategies discussion session?

Answered: 26 Skipped: 0

| Answer Choices | Responses |
|---------------------|-----------|
| Not at all valuable | 0.00% 0 |
| Slightly valuable | 3.85% 1 |
| Somewhat valuable | 23.08% 6 |
| Very valuable | 57.69% 15 |
| Extremely valuable | 15.38% 4 |
| Total | 26 |

Q6: For each aspect of Curt Witcher's afternoon lectures, indicate your overall rating:

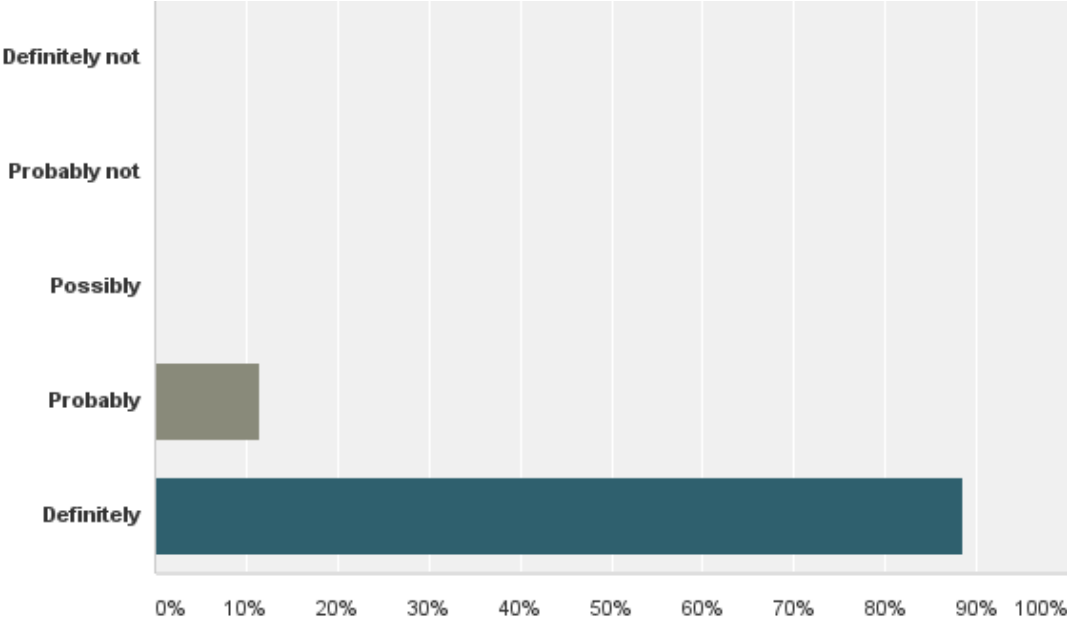
Answered: 26 Skipped: 0

| | Poor | Fair | Good | Very Good | Excellent | Total | Weighted Average |
|------------|------------|------------|-------------|-------------|--------------|-------|------------------|
| Quality | 0.00% 0 | 0.00% 0 | 15.38% 4 | 23.08% 6 | 61.54% 16 | 26 | 4.46 |
| Usefulness | 0.00% 0 | 0.00% 0 | 23.08% 6 | 34.62% 9 | 42.31% 11 | 26 | 4.19 |
| Handouts | 0.00% 0 | 0.00% 0 | 28.00% 7 | 24.00% 6 | 48.00% 12 | 25 | 4.20 |
| Slides | 0.00% 0 | 0.00% 0 | 30.77% 8 | 23.08% 6 | 46.15% 12 | 26 | 4.15 |

NOTE: Weighted Average Possible Range: 1.00 - 5.00

Q8: Based on your experience at this event, would you recommend that others attend future meetings like this?

Answered: 26 Skipped: 0



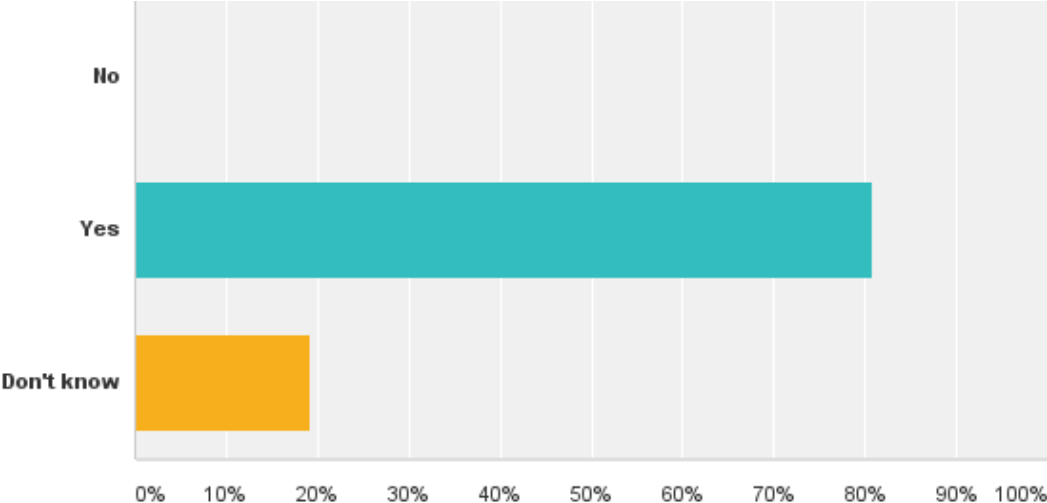
Q8: Based on your experience at this event, would you recommend that others attend future meetings like this?

Answered: 26 Skipped: 0

| Answer Choices | Responses |
|----------------|-----------|
| Definitely not | 0.00% 0 |
| Probably not | 0.00% 0 |
| Possibly | 0.00% 0 |
| Probably | 11.54% 3 |
| Definitely | 88.46% 23 |
| Total | 26 |

Q9: Do you think your Society is interested in collaborating with other North Texas Societies?

Answered: 26 Skipped: 0



Q9: Do you think your Society is interested in collaborating with other North Texas Societies?

Answered: 26 Skipped: 0

| Answer Choices | Responses |
|----------------|-----------|
| No | 0.00% 0 |
| Yes | 80.77% 21 |
| Don't know | 19.23% 5 |
| Total | 26 |

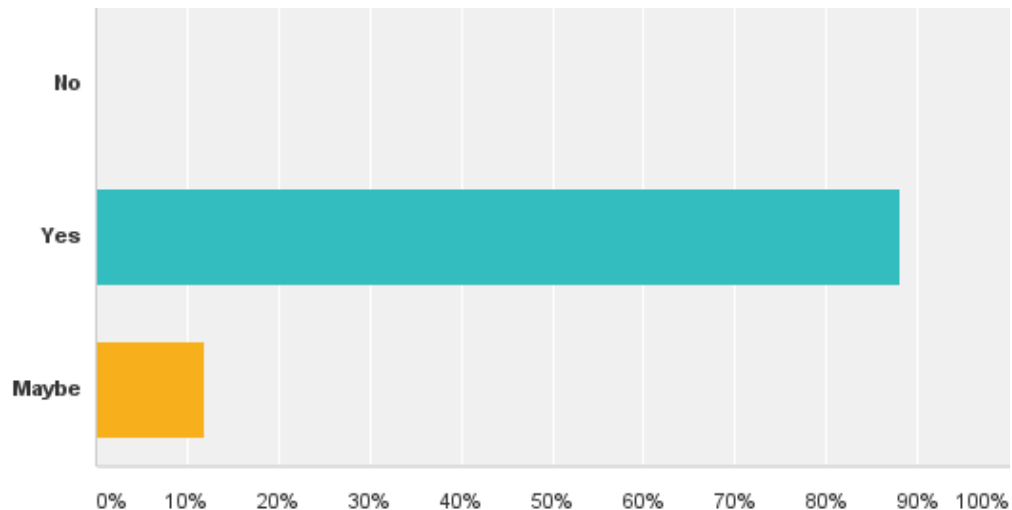
Q10: Considering the challenges your Society faces, which areas might you recommend for collaborations with other Societies:

Answered: 26 Skipped: 0

| | Would not recommend | Might or might not recommend | Definitely recommend | Total | Weighted Average |
|---|---------------------|------------------------------|----------------------|-------|------------------|
| Community events (e.g., festivals, fund raisers) | 8.00% 2 | 56.00% 14 | 36.00% 9 | 25 | 2.28 |
| Educational programs with local & regional speakers | 0.00% 0 | 32.00% 8 | 68.00% 17 | 25 | 2.68 |
| Information technology platforms & tools | 0.00% 0 | 56.52% 13 | 43.48% 10 | 23 | 2.43 |
| Journal publication | 16.00% 4 | 56.00% 14 | 28.00% 7 | 25 | 2.12 |
| Marketing & publicity | 4.35% 1 | 52.17% 12 | 43.48% 10 | 23 | 2.39 |
| Newsletter publication | 29.17% 7 | 41.67% 10 | 29.17% 7 | 24 | 2.00 |
| Preservation projects | 0.00% 0 | 54.17% 13 | 45.83% 11 | 24 | 2.46 |
| Seminars & workshops with national speakers | 0.00% 0 | 33.33% 8 | 66.67% 16 | 24 | 2.67 |
| Special interest groups | 8.33% 2 | 66.67% 16 | 25.00% 6 | 24 | 2.17 |

Q11: Are you interested in participating in future meetings with Society leaders?

Answered: 25 Skipped: 1



Q11: Are you interested in participating in future meetings with Society leaders?

Answered: 25 Skipped: 1

| Answer Choices | Responses |
|----------------|-----------|
| No | 0.00% 0 |
| Yes | 88.00% 22 |
| Maybe | 12.00% 3 |
| Total | 25 |